




## FLL Judge Certification Guide for Volunteers

FLL Judge roles require volunteers to complete training and certification prior to performing in the role. To access certification courses, volunteers must ensure they have an active VIMS account, have applied to at least one event, passed background screening, and have been assigned to one of the FLL Judge roles. Follow these steps to prepare for your role as an FLL Judge:

### Step 1: Create and Activate VIMS Account ([www.usfirst.org/vims](http://www.usfirst.org/vims))


Welcome to the *FIRST* Volunteer Portal


Login


 **FIRST**


The Volunteer Information & Matching System (VIMS) helps *FIRST* match people with volunteer opportunities at *FIRST* events.

Our Programs:

 **Jr.FLL**  
Junior *FIRST* LEGO® League

 **FLL**  
*FIRST* LEGO® League

 **FTC**  
*FIRST* Tech Challenge

 **FRC**  
*FIRST* Robotics Competition

[Volunteer Screening Process](#)  
[VIMS User Guide](#)  
[Frequently Asked Questions](#)

*FIRST* extends our greatest thanks to the thousands of volunteers who make our programs successful. We thank you for supporting our mission, and making a difference in the lives of our young people.

EMAIL

PASSWORD [I forgot my password](#)

Login »

New Volunteers  
[Create Account](#)

©2013 US *FIRST* | [About Us](#) | [Important Registration Information](#) | [FIRST Programs](#) | [Report an Issue](#)

### Step 2: Search for an Event and Apply

My Volunteer Role Applications & Assignments

Volunteer Role Applications

[Apply for an Event](#) ←

Volunteer Role Application Listing

> None Found



# FLL Judge Certification Guide for Volunteers

Choose the program, country, and state, and then select an event.

Select at least one Judge role, the day(s) you are available, and then click on “Apply For Selected Role(s).”



## FLL Judge Certification Guide for Volunteers

### Step 3: When assigned to a Judge role, log into VIMS and click on “Go To Certification”

An email is triggered to you after your assignment has been made. You can also verify your assignment by logging into VIMS and looking under the Volunteer Role Assignment Listing.

Your role assignment populates a new section at the bottom of the left-hand navigation called “Go To Certification”.

The screenshot shows the VIMS interface. On the left is a navigation menu with sections: My FIRST Account, VIMS, Testing, and Go To Certification. A red arrow points to the 'Go To Certification' link. The main content area is titled 'My Volunteer Role Applications & Assignments' and contains two tables: 'Volunteer Role Application Listing' and 'Volunteer Role Assignment Listing'.

Program	Event Name	Location	Event Dates	Roles	Action
FLL	FLL Test Event Fall 2015	Manchester, NH	11/21/2015-11/21/2015	Core Values Judge Project Judge Robot Design Judge	Delete>Edit

Program	Event Name	Location	Date	Roles
FLL	2015 FLL Test Event	Somewhere, NH	08/28/2015-08/29/2015	Core Values Judge
FLL	FLL Test Event Fall 2015	Manchester, NH	11/21/2015-11/21/2015	Project Judge

Clicking on “Go To Certification” will take you to the *FIRST* Training Center.



Home Course Catalog Contact



Click on the Course Catalog and be sure to scroll down to view all courses associated with your assigned role.



## FLL Judge Certification Guide for Volunteers

[Home](#) [Course Catalog](#) [Contact](#)

Search Courses 


### FIRST Training Center Course Catalog

[Show All Courses](#)

Categories



FIRST® LEGO® League (FLL®)

8 Items 

**Step 4: Complete the necessary testing associated with the assigned Judge role. Passed test scores are submitted to *FIRST* and can be viewed by the Volunteer Coordinator and/or Judge Advisor.**